

Mepilex®


Absorbant foam dressing with Safetac® soft silicone

Absorbent foam pad

- Absorbs exudate to promote moisture balance
- Works under compression
- Maintains integrity
- Conforms to body contours
- Hydrophilic to maximize fluid handling

Safetac® soft silicone layer

- Non-adherent to moist wound bed
- Adheres gently to surrounding dry skin
- Ensures removal with minimal trauma and pain
- Minimizes the risk of maceration



Film backing

- Moisture vapour permeable
- Maintains a moist wound environment and promotes moisture balance
- Prevents strike-through

Safetac[®]
TECHNOLOGY

- Atraumatic to the wound and surrounding skin on removal
- Effectively absorbs exudate, even under compression

- Supports optimal moisture balance and reduced dressing change frequency
- Seals around the wound margins to reduce the risk of maceration

Proven choice for a better outcome

Safetac*, pioneered by Mölnlycke, delivers above and beyond the ordinary. Proven to help optimize the wound healing journey and even prevent wounds, dressings with Safetac are the safe choice for patients and a champion for higher standards in wound care.

In fact, we have a wealth of evidence that supports the clinical and economic benefits of dressings with Safetac, including Mepilex®, Mepitel®, Mepiform® and Mepitac®. To date, these dressings have helped millions of patients worldwide⁷⁻⁹.


* A unique proprietary technology exclusive to Mölnlycke Health Care

Safetac[®]
TECHNOLOGY

Mepilex[®]


Mölnlycke[®]

Directions for use



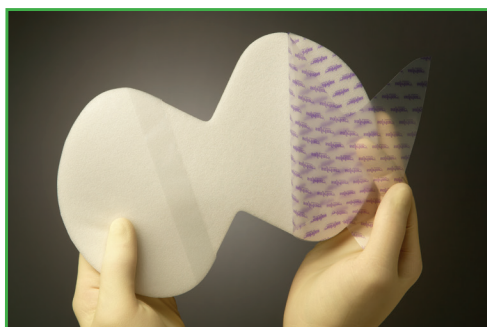
1. Gently cleanse the wound; dry surrounding skin. Choose a size that will allow the dressing to overlap the wound area by at least 2cm. Remove the release film.



2. Apply dressing with the adherent side to the wound. Do not stretch. When used on an extremity, position Mepilex® slightly below the centre of the wound to avoid leakage caused by gravitation.



3. Fixate Mepilex® with Mepitac® soft silicone tape, Mefix® fabric tape, a compression bandage or other secondary fixation product.



4. Gently cleanse the wound; dry surrounding skin. Mepilex® Heel should overlap the wound bed by at least 2cm onto the surrounding skin. Remove the longer release film.



5. Fixate the dressing under the foot. Remove the shorter release film and mould the dressing around the heel bringing edges together.



6. Hold Mepilex® Heel securely in place with a light tubular bandage such as Tubifast® or secured with Mepore® Film or Mefix®.

How Mepilex® works

Mepilex® absorbs exudate effectively and minimizes the risk of maceration. The dressing maintains a moist wound environment for optimal wound healing. The Safetac® properties allow the dressing to be changed without causing additional trauma to the wound and the surrounding skin or pain to the patient.

Benefits of Mepilex®

- Atraumatic to the wound and surrounding skin on removal
- Can remain in place for up to 7 days depending on wound condition
- Promotes patient comfort
- Can be cut to size if required

Mepilex® Assortment

Art. no	Size cm	Pcs/Box	Pcs/Case
294015	5 x 5	5	40
294100	10 x 10	5	70
294200	10 x 20	5	45
294300	15 x 15	5	25
294400	20 x 20	5	20
294500	20 x 50	2	12

Mepilex Heel Assortment

288100	13 x 20	5	25
288300	15 x 22	5	30

Indications for use

Mepilex® is designed for use on a wide range of exuding wounds, painful wounds and wounds with compromised peri-wound skin. It is ideal for leg and foot ulcers, pressure ulcers and diabetic foot ulcers.

Mepilex® can be used as a primary dressing on shallow, exuding wounds, and as a cover dressing for deeper wounds.

